



AUTOMATE

APEX SB SERIES 3-AXIS TRAVERSING ROBOTS



STANDARD FEATURES

- 1 pressure and 1 vacuum circuit
- 14 spare inputs and 14 spare outputs
- Multi-function programming built in as standard
- Speed, position and timers can be changed during operation
- Wrist flip device with easy to change end of arm tooling using quick change plate system
- The 3 axis AC brushless servo motors can be independently controlled
- 3 axes can be synchronized to move to a designated point at the same time with $\pm 0.1\text{mm}$ accuracy
- Stacking and palletizing functions
- Multiple QC function capabilities

STATE OF THE ART CONTROLLER

The one-key/one function controller comes with a large LCD screen, providing easy and user-friendly operation.



OPTIONAL FEATURES

- Additional vacuum circuit (total of 2)
- Additional pressure/grip circuit (circuit only, no gripper/nipper) (total of 2)
- A-axis wrist rotate
- Additional end of arm tooling quick change system
- Telescopic vertical arm for overhead clearance issues
- Sub-arm configurations for 3-plate mold applications



c/o ACS Automation
2900 S 160th Street
New Berlin, WI 53151 USA
Tel. 262.641.3838 Fax 262.641.8651



**WHITLOCK/
MATERIAL
HANDLING**



HEAT & COOL



**BLEND &
RECLAIM**



**NELMOR/
GRANULATE**



**DOWNSTREAM
EXTRUSION**



AUTOMATE



**SYSTEMS
CONTRACTING**

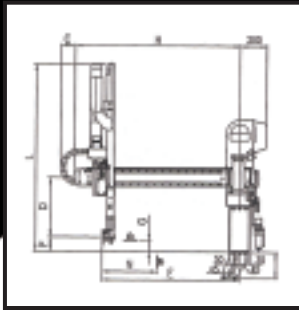


SERVICE

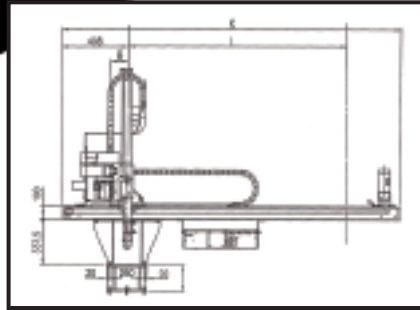


AUTOMATE

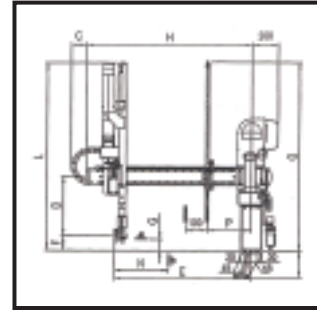
APEX SB SERIES 3-AXIS TRAVERSING ROBOTS



Single-Arm



Single-Arm and Sub-Arm



Sub-Arm

SINGLE STAGE SINGLE ARM SPECIFICATIONS (mm)

Model No.	B	C	D	E	F	G	H	I	K	L	N
SB-700	90	130	370	810	180	150	1000	1638	2546	1472	550
SB-900	90	130	370	930	180	150	1120	1876	2786	1672	670
SB-1200	90	130	370	1050	180	150	1240	2116	3026	1972	790
SB-1400	90	130	370	1050	180	150	1240	2116	3026	2172	790

SINGLE-STAGE SUB ARM SPECIFICATIONS (mm)

Model No.	B	C	D	E	F	G	H	I	K	L	N	P	Q
SB-700S	90	130	370	810	180	150	1000	1636	2546	1472	400	170	1510
SB-900S	90	130	370	930	180	150	1120	1876	2786	1672	520	170	1710

TELESCOPIC SINGLE ARM SPECIFICATIONS (mm)

Model No.	B	C	D	E	F	G	H	I	K	L	N
SB-700T	69	190	410	817	140	110	1000	1656	2546	1200	520
SB-900T	69	190	410	937	140	110	1120	1896	2786	1300	640
SB-1200T	69	190	410	1057	140	110	1240	2136	3026	1450	760
SB-1400T	69	190	410	1057	140	110	1240	2136	3026	1550	760

TELESCOPIC SUB ARM SPECIFICATIONS (mm)

Model No.	B	C	D	E	F	G	H	I	K	L	N	P	Q
SB-700TS	69	190	410	817	140	110	1000	1656	2546	1200	335	195	1155
SB-900TS	69	190	410	937	140	110	1120	1896	2786	1300	455	195	1255
SB-1200TS	69	190	410	1057	140	110	1240	2136	3026	1450	542	226	1405

Model Number	Dry Cycle (sec.)		I.M.M. Range (tons)	Stroke (mm)			Max. Payload (kgs)	Net Weight (kgs)	Comp. Air Pressure				
	Take-Out	Cycle		Strip		Traverse							
				main	sub		main	sub					
SB-700	Single-stage, single arm	1.2	9	80-200	550	--	700	1636	6	--	230	5kg/cm ²	
SB-700S	Single-stage, sub arm				400	100				750	3		240
SB-700T	Telescopic, single arm				520	--				--	--		250
SB-700TS	Telescopic, sub arm				335	100				750	3		260
SB-900	Single-stage, single arm	1.3	10	200-450	670	--	900	1876	6	--	235		
SB-900S	Single-stage, sub arm				520	100				950	3		250
SB-900T	Telescopic, single arm				640	--				--	--		260
SB-900TS	Telescopic, sub arm				455	100				950	3		270
SB-1200	Single-stage, single arm	1.4	11	450-650	790	--	1200	2116	6	--	240		
SB-1200T	Telescopic, single arm				760	--				--	--		265
SB-1200TS	Telescopic, sub arm				542	100				1250	3		280
SB-1400	Single-stage, single arm				790	--				--	--		290
SB-1400T	Telescopic, single arm	1.6	12	650-900	760	--	1400	2116	6	--	300		

Power Source: AC 220V Single Phase



c/o ACS Automation
 2900 S 160th Street
 New Berlin, WI 53151 USA
 Tel. 262.641.3838 Fax 262.641.8651

ENGINEERING TOTAL PROCESS SOLUTIONS WITH INTEGRATED AEC EQUIPMENT

AEC is committed to a continuing program of product improvement.
 © 2007 AEC, Inc.

Bulletin AA2-190.2

Specifications, appearances and dimensions are subject to change without notice.
 Printed in USA